
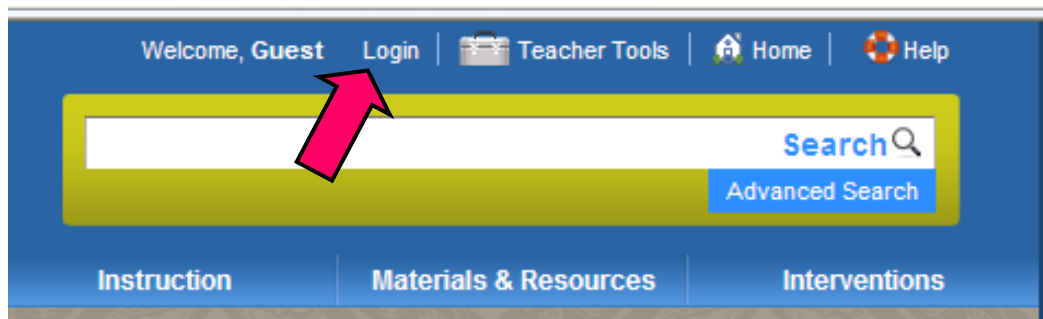


Creating an Account for the SAS Portal

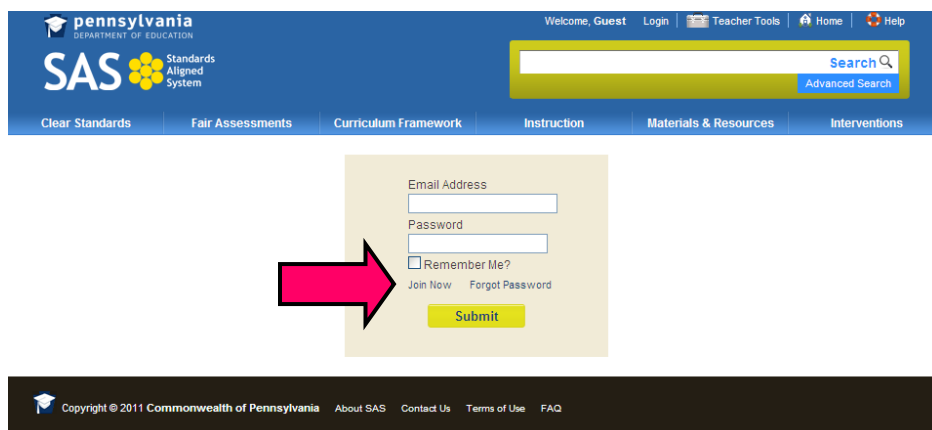
1. Go to www.pdesas.org.



2. In the upper right-hand corner of the Web site click on **Login**.



3. Click "Join Now".



4. Register and click on the “Submit” button.

The screenshot shows the registration page of the Pennsylvania Standards Aligned System (SAS). The header includes the Pennsylvania Department of Education logo and the text "SAS Standards Aligned System". Navigation links include "Clear Standards", "Fair Assessments", "Curriculum Framework", and "Instruction". A "Register" section contains a form with fields for "First Name", "Last Name", "Email", "Password", and "Confirm Password", followed by a yellow "Submit" button. The footer includes "Copyright © 2011 Commonwealth of Pennsylvania" and links for "About SAS", "Contact Us", "Terms of Use", and "FAQ".

5. Once you have created an account you will be able to log in and navigate to the Teacher Tools page in the portal. If you are not logged in and click on Teacher Tools it will direct you to log in.

